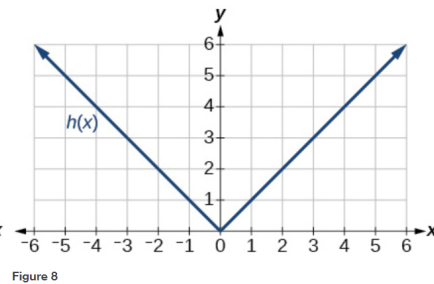
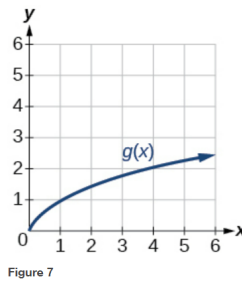
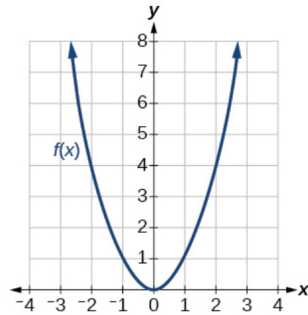


Exercise 53

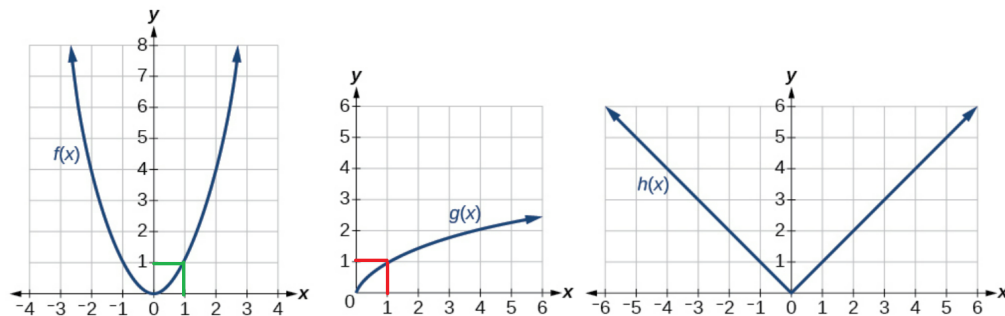
For the following exercises, use graphs of $f(x)$, shown in Figure 6, $g(x)$, shown in Figure 7, and $h(x)$, shown in Figure 8, to evaluate the expressions.



$$f(g(1))$$

Solution

Notice from the graphs that $g(1) = 1$ and $f(1) = 1$.



Therefore,

$$f(g(1)) = f(1) = 1.$$